

Coming August 16th

Free Integrated Invoicing & Payment Acceptance Plugins

for Banno Online and Banno Mobile

bannoplugins@autobooks.co

Today's Agenda

- Introduction & Resource Overview
- Brief Project Recap
- Testing the Free Banno Plugins
- Q&A

**Webinar recording and slides will be available on webinar registration page following today's presentation*

Have a question?

Email our team bannoplugins@autobooks.co

The background is a solid light blue color with a repeating pattern of a stylized white icon. The icon consists of two interlocking, rounded shapes that resemble a double infinity symbol or a pair of interlocking loops.

Introduction & Resource Overview

Autobooks Introduction

Live with over 45 JHA FIs today

Product Features:

- Digital invoicing
- Online payment acceptance
- Cash flow management
- Automated accounting
- Financial reporting

Services Provided:

- Dedicated account management
- Autobooks powered GTM services - proven to drive increased deposits and revenue

Directly integrated within the menu navigation of Banno Online and Banno Mobile

Visit our Project Resource Center

- Register for upcoming webinars
- Product videos
- Project overview
- Launch planning
- FAQ document
- Product tour and descriptions
- Enrollment process for SMBs
- Go-to-market support

learn.autobooks.co/banno-plugin-introduction

Please select your preference on the Get Started page on our Resource Center

Banno Plugins - Free Upgrade

- ✓ Invoicing Dashboard Plugin
- ✓ Accept a Payment Dashboard Plugin
- ✓ Autobooks Product Tour
- ✓ In app upgrade option for accounting and reporting
- ✓ Group training and testing events
- ✓ Self-service GTM tools
- ✓ No Contracting Required

Launching for all Banno Clients **August 16th**

Standard Autobooks - Monthly Fee

- ✓ Complete Autobooks product suite in primary menu
- ✓ Invoicing & Accept Payment Plugins included
- ✓ Dedicated installation team and support
- ✓ Assigned account manager
- ✓ Autobooks powered marketing services
- ✓ Access to incentive and bonus programs
- ✓ Requires a contract

Available for all Banno Clients **NOW**

Interested in taking advantage of the Free Plugins



Get Started - Free Plugins

Get Started - Standard



Interested in learning more about the Standard Autobooks solution

Still have questions or undecided on what option is right for you?

Click the link below to request additional information

Have more questions or want to opt-out



[Undecided - Request Info](#)

Free Banno Plugin Overview

Hi, Emma



Accounts

Checking x1234	\$1,500.32 Available	Savings x1234	\$1,500.32 Available	Loan x1234	\$1,500.32 Balance
-------------------	-------------------------	------------------	-------------------------	---------------	-----------------------

Transfer Pay a bill Pay a person Message

Transactions

SOHO SUSHI BAR/THE ST CEDAR FALLS IA <small>Pending Nov 25, Checking</small>	\$34.34
WHOLE FOODS MARKET CHICAGO IL <small>Nov 25, Visa Credit Card</small>	\$8.84
HONG KONG CHINESE RESTAURCEDAR FALLS IA <small>Nov 25, Visa Credit Card</small>	\$10.39
ATM DEPOSIT <small>Nov 25, Checking</small>	+\$250.00
KEY WEST FITNESS <small>Nov 25, Checking</small>	\$75.00
HOBBY-LOBBY #0135 WATERLOO IA 8546 <small>Nov 25, Checking</small>	\$30.63

See more

DigiBank

Call Message Info

Accept a Payment

Send an invoice Accept payment now

Messages

Holiday Hours 8hr ago
Our branches will be closed on Thursday. We extend...

Transfers

Make a transfer

Scheduled transfers

\$100.00 to Savings
Leaves from Checking today and should deposit around Nov 20

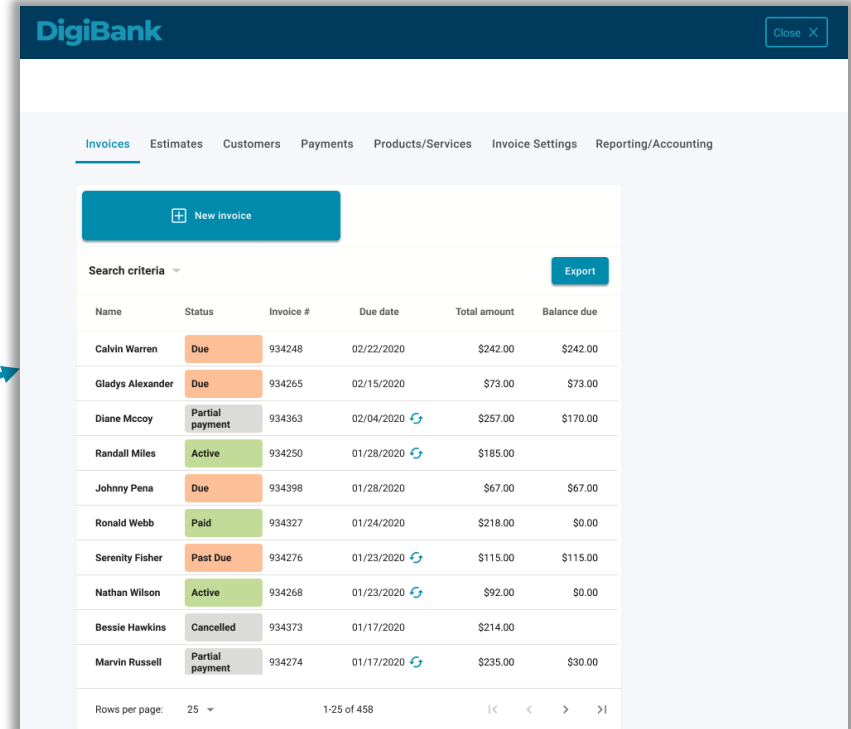
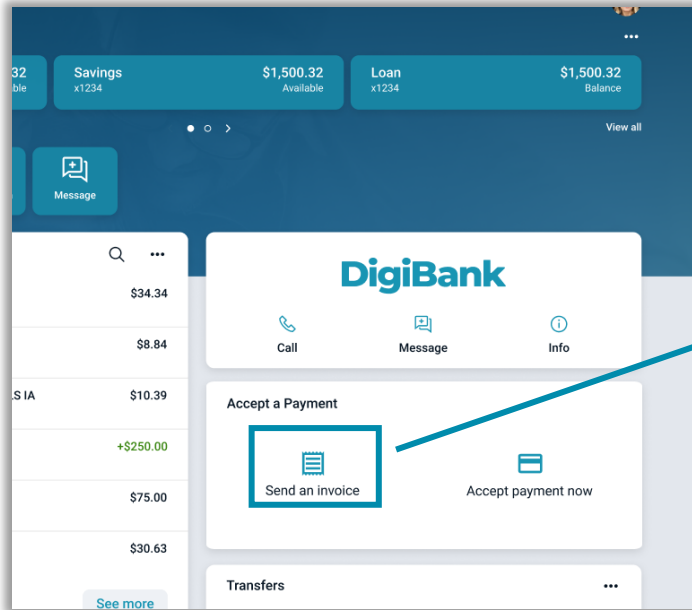
\$100.00 to Savings

Free Banno Plugin!

- Send an Invoice
- Accept a Payment
- Made available via a dashboard card

Stand alone Invoicing functionality

End users enroll in app to send digital invoices that can then be paid online.



+ New invoice

Search criteria ▾

Export

Name	Status	Invoice #	Due date	Total amount	Balance due
Calvin Warren	Due	934248	02/22/2020	\$242.00	\$242.00
Gladys Alexander	Due	934265	02/15/2020	\$73.00	\$73.00
Diane Mccoy	Partial payment	934363	02/04/2020 ↻	\$257.00	\$170.00
Randall Miles	Active	934250	01/28/2020 ↻	\$185.00	
Johnny Pena	Due	934398	01/28/2020	\$67.00	\$67.00
Ronald Webb	Paid	934327	01/24/2020	\$218.00	\$0.00
Serenity Fisher	Past Due	934276	01/23/2020 ↻	\$115.00	\$115.00
Nathan Wilson	Active	934268	01/23/2020 ↻	\$92.00	\$0.00
Bessie Hawkins	Cancelled	934373	01/17/2020	\$214.00	
Marvin Russell	Partial payment	934274	01/17/2020 ↻	\$235.00	\$30.00

Rows per page: 25 ▾

1-25 of 458

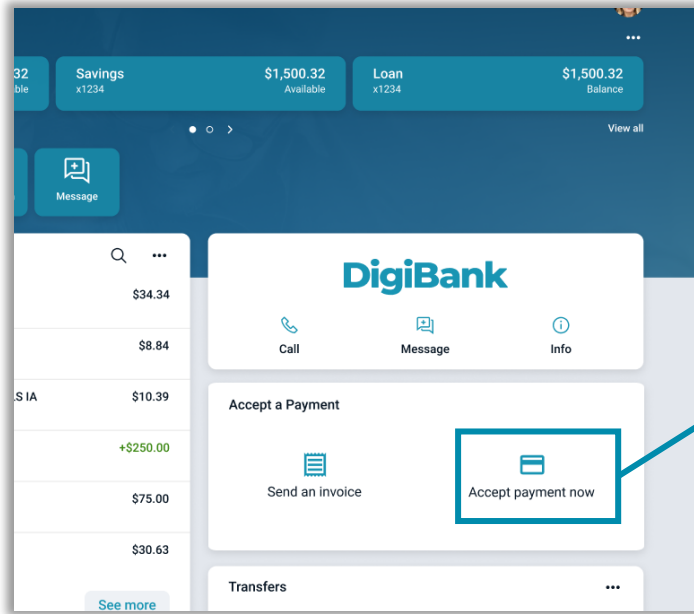
|< < > >|

All features needed for invoicing are available within the module:

- Manage invoices
- Manage estimates
- Add and manage customers
- Track and manage payments
- Add and manage products
- Manage invoice settings

Stand alone Payment Form functionality

End users enroll online to accept payments directly in the app or to share a secure Payment Form link.



The screenshot shows the 'Accept Payments' form in the DigiBank app. The form is titled 'Accept Payments' and includes the following sections:

- Payment amount:** A text input field labeled 'Payment amount *'.
- Payment schedule:** A dropdown menu currently set to 'One-time payment', with a link 'What's this?'.
- Payment method:** Two options: 'Credit/Debit' (selected) and 'Bank account'.
- Card information:** Text input fields for 'Name on card *', 'Card number *', 'Exp. month *', 'Exp. year *', 'CCV *', and 'Zip code *'.
- Security:** A checkbox labeled 'I accept the terms and conditions.'.
- Submit:** A green button labeled 'Submit payment'.

☰ Accept a payment

Enter your customer's payment information and accept credit card and ACH payments.

Accept a payment

🔗 Share your Payment Form link

Copy your unique Payment Form link and send it to customers to allow them to pay online:

<https://autobooks.co/pay/green-belle-lawn-care>

Copy link

All features needed for the payment form are available within the module:

- Accept payment directly inside digital banking
- Share payment form links
- Track and manage payments
- Manage payment form settings

Self-service upgrade for Accounting & Reporting by the end user (SMB)

End user option to upgrade the Invoicing or Accept a Payment Plugin to include **Accounting and Reporting** for \$10 per month

DigiBank

Invoices Estimates Customers Payments Products/Services Invoice Settings **Reporting/Accounting**

Welcome to Autobooks

Autobooks is the simplest way to manage your books - right inside your business checking account. With the Autobooks suite of tools it's easy to automate your accounting and access reports like:

- Budget Variance
- Balance Sheets
- Reconciliation Details
- General Ledger

Automate tedious bookkeeping tasks with transaction matching and categorization features.

Gain access to financial reports that help you manage the health of your business.

Create and edit income categories for your invoices and expense categories for your bill payments.

Link third-party financial accounts to get a holistic snapshot of your business finances.

Free for 3 months, then just \$9.99/month. Accept credit card payments at 2.89%. Accept ACH at 1.00% and lockbox at 1.99% (\$10.00 cap).

Activate Autobooks

Need to chat? You can call us at (866) 617-3122 or send us an email at support@autobooks.co

DigiBank

Green Belle Lawn Care

Customer payments Vendor payments

Incoming payments	Coming due	Past due
\$2,670	\$14,430	\$3,560

Payment Form [Learn more about Payment Form](#)

Send this link to customers to allow them to pay online:

<https://autobooks.co/pay/green-belle-lawn> [Copy](#)

Andrew Holstead has invoices that are overdue

Andrew Holstead has paid you \$4,778 over the past 12 months

Kristin Hope has paid you \$75.72

Invoice #4536001

Kristin Hope has paid you \$4,778 over the past 12 months

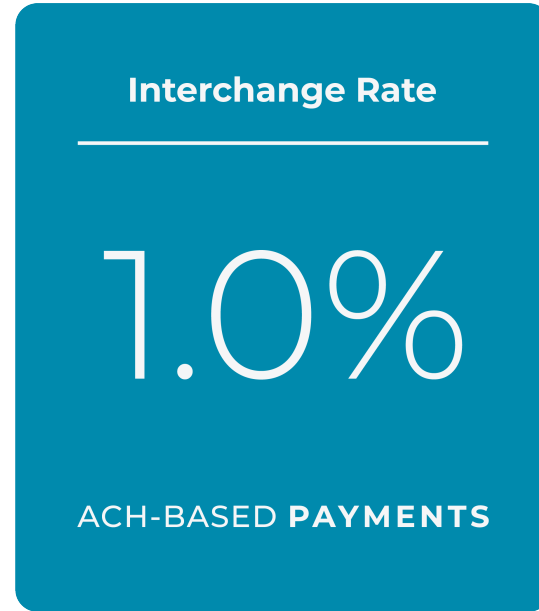
Graham Robert has paid you \$21.66 from your Payment Form. [View details](#)

Description: Test1234

Customer payment totals	
Month-to-date	\$11,000.34
Year-to-date	\$5,048.76
Total cash	
REGULAR SAVINGS	\$21,098.70
E-WARDS CHECKING (*1213)	\$59,695.08
YOUNG INVESTORS (*7879)	\$90,040.25

**Billpay and payroll features are only available through the Standard Autobooks version*

Transaction processing rates



The FI receives revenue share from each payment processed through the Plugins

FI revenue share

Net transaction rev share

15%

Across all payment types

Monthly fee rev share

\$3.33

Per active user/month

Earn non-interest fee income from every active end user. Those that are actively getting paid + those that upgrade to access Accounting & Reporting

Testing the Free Banno Plugin

Doug Fry
Director of Implementations
Autobooks

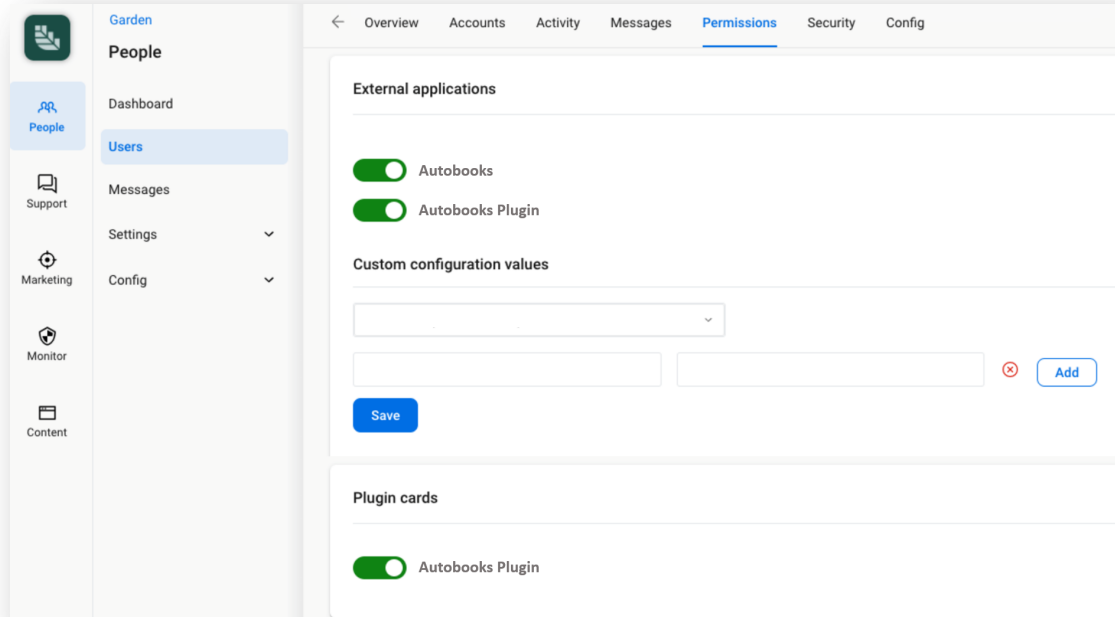
Testing the Free Banno Plugin

Testing the Free Banno Plugin can be completed in 4 easy steps:

1. Enable the plugin for a test user account in Banno People
2. Log into Banno and click on the dashboard card
3. Enroll your test user in Autobooks
4. Tell us your results and feedback

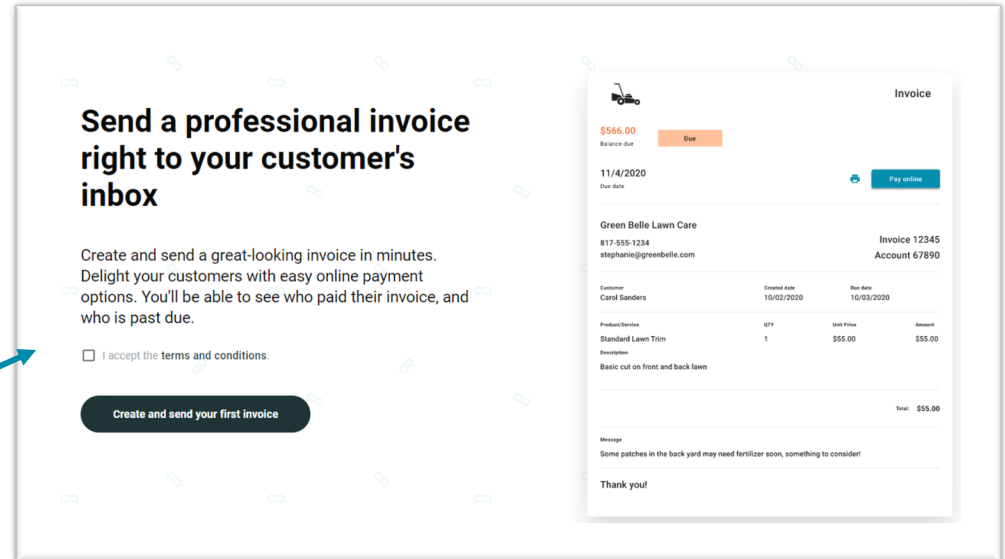
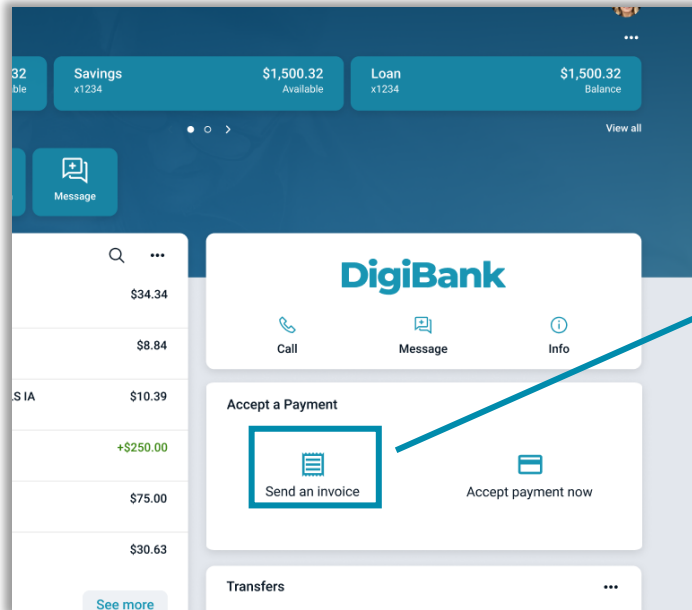
Enable Plugin for test user account

- In Banno People, navigate to **Users -> Find User -> Permissions -> External Applications**
- Enable the **Autobooks Plugin** external application by clicking the toggle switch to the On position
- Enable the **Autobooks Plugin** plugin card by clicking the toggle switch to the On position



Test the Invoicing functionality

Log into Banno with your test user;
Click on the 'Send an invoice' dashboard card



Test the Invoicing functionality

Complete the 2-page enrollment process to finish setting up your Autobooks account

Sign Up For Autobooks

• • •

Please confirm the Primary Business Owner information below.
Provide the information of the majority owner, or an individual with significant responsibility to control, manage, or direct this entity.

First Name *

Last Name *

Email *

Phone *

Date of Birth *

SSN * [?](#) [Edit](#)

What is the Primary Owner's home address?
Home address should not be a P.O. Box.

Home Address 1 *

Home Address 2

City * State * Zip Code *

Please confirm the business information below.

Legal Business Name *

DBA * [?](#)

I do not have a DBA

— FIN / TIN —

Business Information

• • •

Please provide the additional information below.

Company Formation Year * Business Structure *

Which industry does your business serve?

Industry *

What products or services does your business sell?

Products/services sold *

What is the largest payment you expect to receive?
This could be from invoicing, donations, or however you expect to receive income and is just an estimate.

Largest Payment *

What is the average payment amount you expect to receive?

Average Payment *

What is your estimated annual revenue?

Estimated Annual Revenue *

[Back](#) [Submit](#)

Test the Invoicing functionality

The screenshot displays the DigiBank Invoicing interface. At the top, there is a navigation bar with the DigiBank logo and a 'Close' button. Below the navigation bar, there are tabs for 'Invoices', 'Estimates', 'Customers', 'Payments', 'Products/Services', 'Invoice Settings', and 'Reporting/Accounting'. A 'New Invoice' button is prominently displayed. Below this, there is a search criteria section with an 'Export' button. The main content is a table of invoices with the following data:

Name	Status	Invoice #	Due date	Total amount	Balance due
Calvin Warren	Due	934248	02/22/2020	\$242.00	\$242.00
Gladys Alexander	Due	934265	02/15/2020	\$73.00	\$73.00
Diane Mccoy	Partial payment	934363	02/04/2020	\$257.00	\$170.00
Randall Miles	Active	934250	01/28/2020	\$185.00	
Johnny Pena	Due	934398	01/28/2020	\$67.00	\$67.00
Ronald Webb	Paid	934327	01/24/2020	\$218.00	\$0.00
Serenity Fisher	Past Due	934276	01/23/2020	\$115.00	\$115.00
Nathan Wilson	Active	934268	01/23/2020	\$92.00	\$0.00
Bessie Hawkins	Cancelled	934373	01/17/2020	\$214.00	
Marvin Russell	Partial payment	934274	01/17/2020	\$235.00	\$30.00

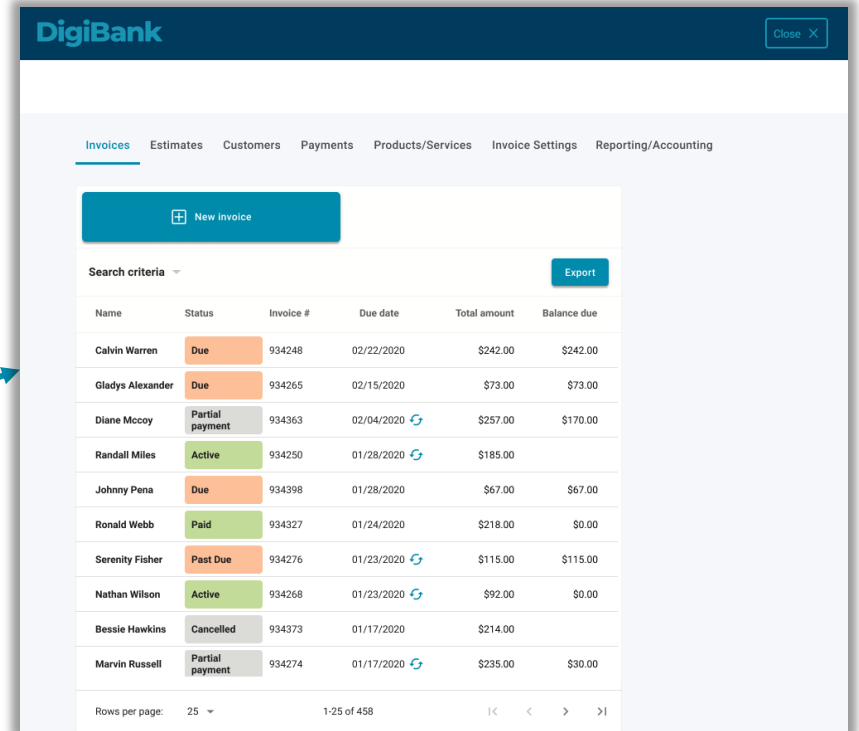
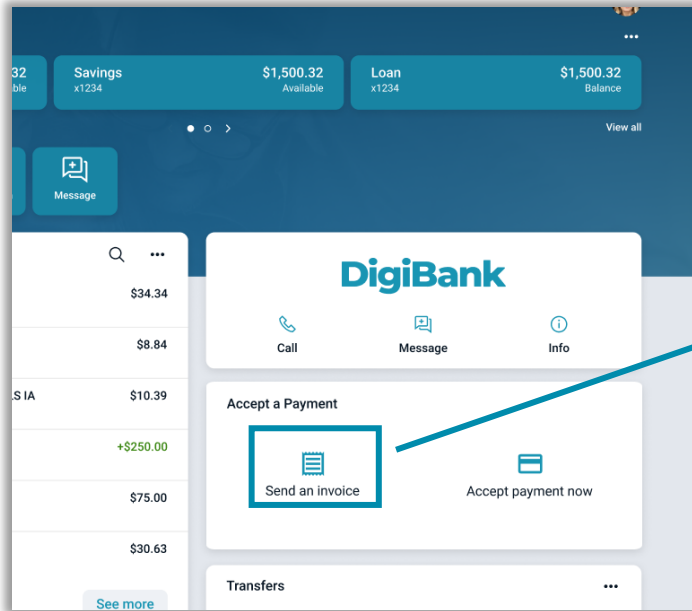
At the bottom of the table, there is a pagination control showing 'Rows per page: 25' and '1-25 of 458'.

When enrollment is complete, All features needed for invoicing are available within the invoicing feature:

- Manage invoices
- Manage estimates
- Add and manage customers
- Track and manage payments
- Add and manage products
- Manage invoice settings

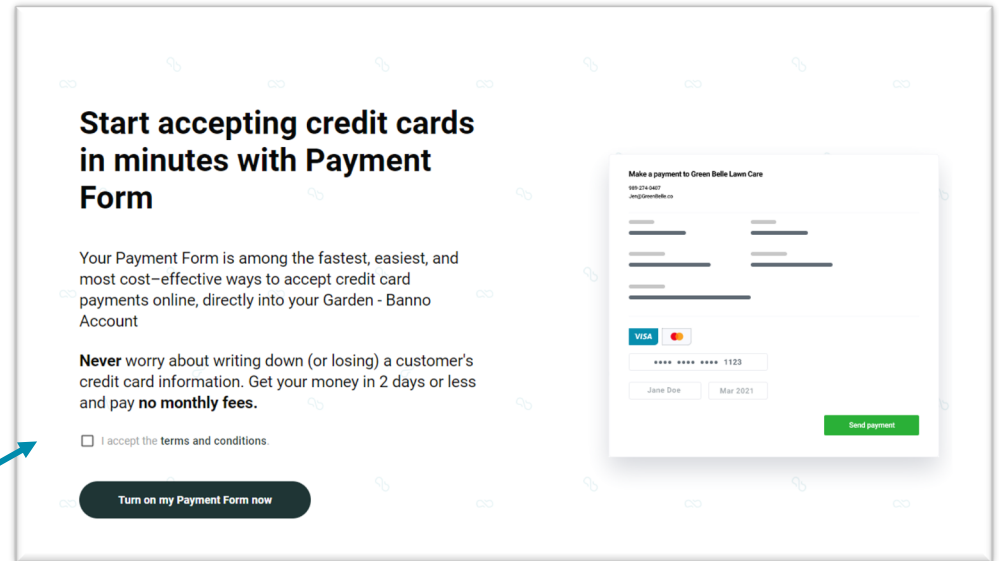
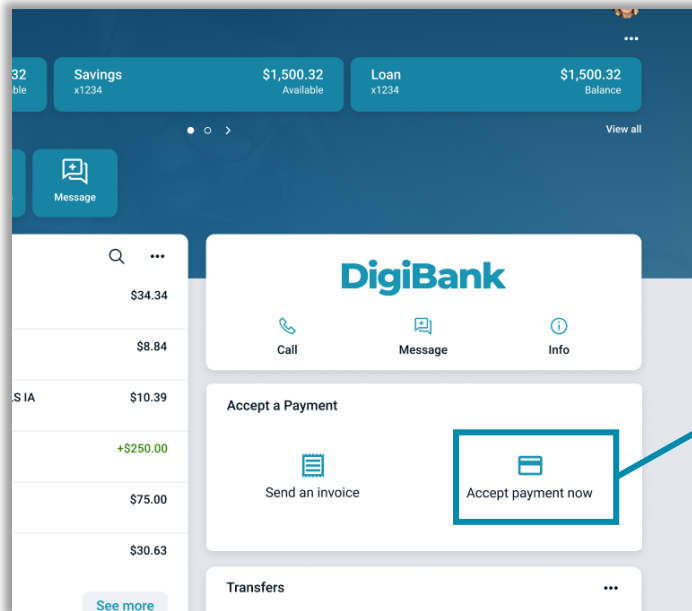
Testing the Invoicing functionality

Once enrolled, user will be taken right to Invoicing page



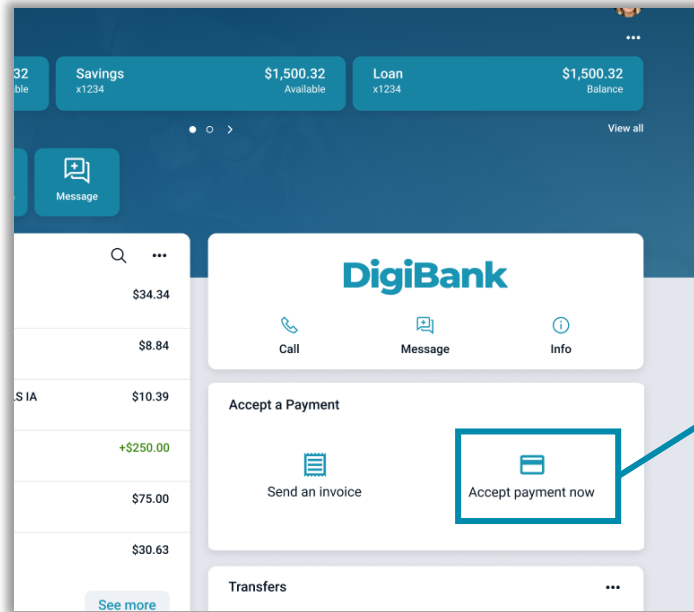
Testing the Payment Form functionality

Log into Banno with your test user;
Click on the 'Accept payment now' dashboard card
If user has not enrolled in Autobooks, this landing page will display



Testing the Payment Form functionality

End users enroll online to accept payments directly in the app or to share a secure Payment Form link.



A screenshot of the DigiBank 'Accept Payments' form. The form is titled 'Accept Payments' and includes the following sections:

- Payment amount:** A text input field labeled 'Payment amount *'.
- Payment schedule:** A dropdown menu currently showing 'One-time payment' with a link 'What's this?'.
- Payment method:** Radio buttons for 'Credit/Debit' (selected) and 'Bank account'.
- Card details:** Text input fields for 'Name on card *', 'Card number *', 'Exp. month *', 'Exp. year *', 'CCV *', and 'Zip code *'.
- Security:** A checkbox labeled 'I accept the terms and conditions.'
- Submit:** A green button labeled 'Submit payment'.

Steps for Launch

- Step 1 – Complete testing and enable the plugins
- Step 2 – Download our launch emails
- Step 3 – Sign up for team training

Access the materials to complete the above using the below link

<https://learn.autobooks.co/banno-plugin-launch-resources>

Q&A

We want to hear from you!

learn.autobooks.co/banno-plugin-introduction

bannoplugins@autobooks.co

Appendix

Troubleshooting Common Issues

Here are some possible issues you may experience, and what to do in each case:

- **Dashboard card not appearing on user dashboard**
 - Does your test user have a customized dashboard?
 - Add dashboard card through 'Organize Dashboard'
 - Verify dashboard card is enabled in Banno People
- **Send an Invoice or Accept Payment Now links did not display landing page**
 - Take screenshots of the user experience
 - Notify Autobooks of the error (see next page)
- **Could not complete enrollment in Autobooks**
 - Take screenshots of the user experience
 - Notify Autobooks of the error (see next page)

Tell us your results

Contact autobooks to tell us you have successfully completed testing and your results match the expected behavior

- Send email to the following email address
 - bannoplugins@autobooks.co
- Use this email template
 - Subject: Banno Plugin Testing Results – {FI Name, Location}
 - **Body:**